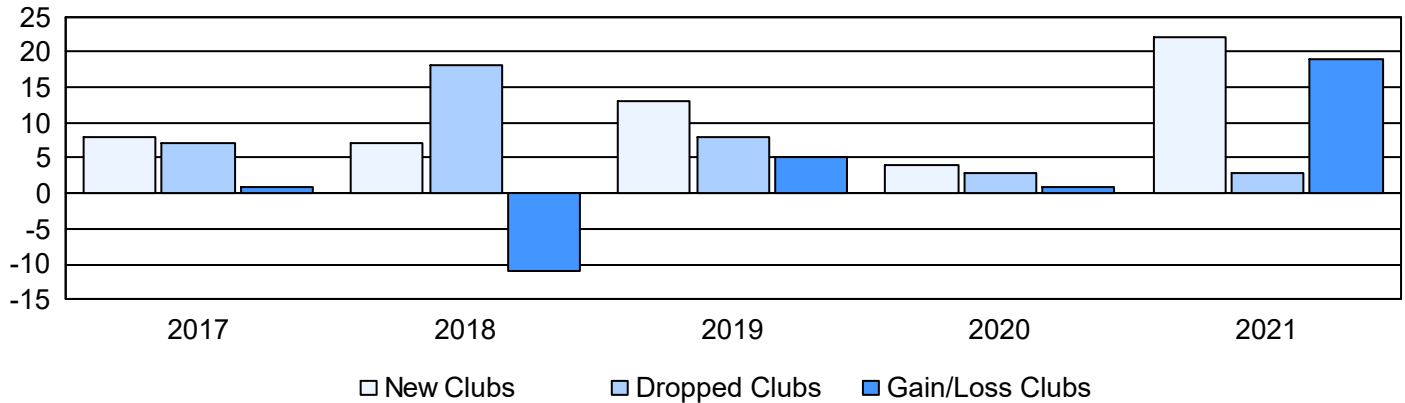
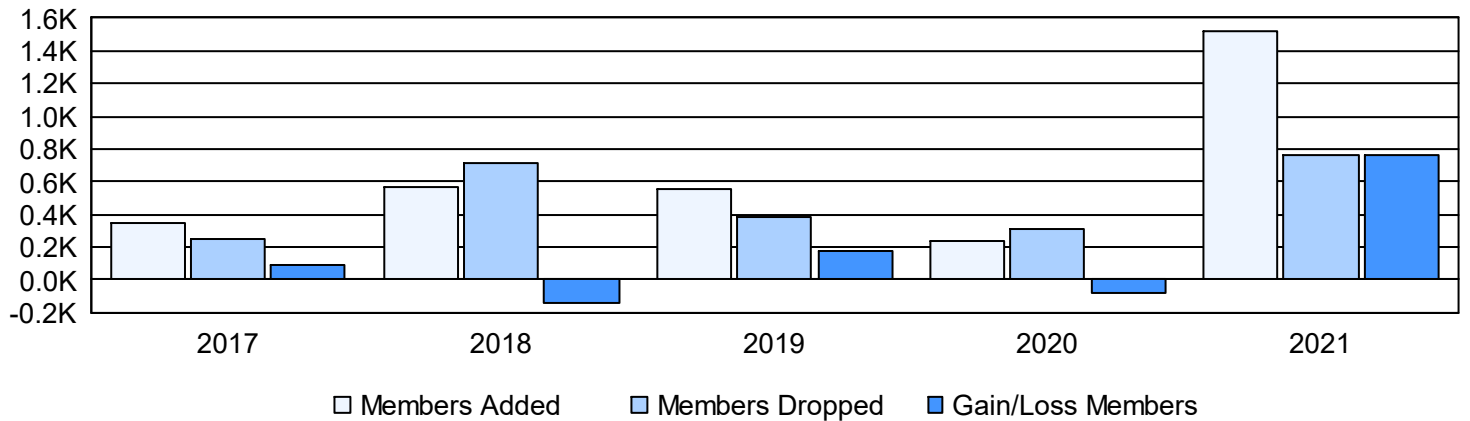


Year	New Clubs	Dropped Clubs	Gain/ Loss Clubs	New Members	Charter Members	Reinstate Members	Transfer Members	Total Member Added	Total Members Dropped	Gain/ Loss Members
2016-2017	8	7	1	137	193	10	2	342	249	93
2017-2018	7	18	-11	234	229	77	33	573	717	-144
2018-2019	13	8	5	173	297	73	10	553	379	174
2019-2020	4	3	1	85	110	23	14	232	306	-74
2020-2021	22	3	19	763	594	48	119	1,524	767	757
Average	11	8	3	278	285	46	36	645	484	161

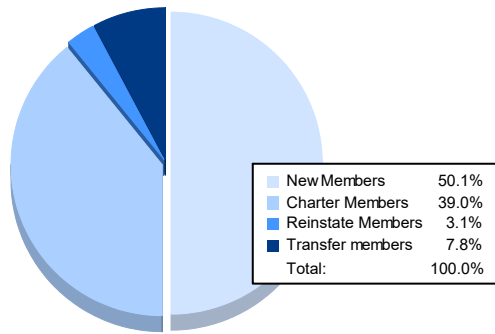
Clubs



Members



Membership Composition June 2021 Cumulative



Gender Composition June 2021 Cumulative

